



AN INITIATIVE OF

the de Beaumont Foundation + Kaiser Permanente

Alcohol, Violence and COVID-19: How Cities Can Prevent Violence with Safer Alcohol Sales



CityHealth Policy Package



AN INITIATIVE OF

the de Beaumont Foundation + Kaiser Permanente



Affordable Housing/
Inclusionary Zoning



Complete Streets



Earned Sick Leave



Food Safety



Safer Alcohol Sales



Tobacco 21



High-Quality, Accessible Pre-K




Healthy Food Procurement



Smoke-Free Indoor Air

America's Alcohol Problem



A person wearing a cap and glasses is examining a bottle in a pharmacy. The background shows shelves filled with various bottles. The image has a blue tint.

Alcohol use annually contributes to

104,000 deaths

\$249 billion

was spent on alcohol problems in 2010

Rising Alcohol-Related Harms



AN INITIATIVE OF

the de Beaumont Foundation + Kaiser Permanente

↑ 55%

Alcohol-specific death rate,
2000-2016

↑ 62%

ER visits involving alcohol
consumption, 2006-2014

↑ 37%

Age-adjusted death rate for
alcoholic liver disease, 2000-2017

Alcohol & COVID-19



- In March 2020, take-away sales increased by **↑27.6%** for wine, **↑26.4%** for beer, and **↑14%** for cider and malt beverages
- In June 2020, total alcohol sales were **still ↑21% higher** than the year before

Alcohol Outlet Density

OPEN

LIQUOR



Redlining & Equity Implications

Alcohol outlets are more likely to be located in **low-income communities** and **communities of color**

CASE STUDY: BALTIMORE

Roland Park

82% White

Median Income: \$104k

2.7 liquor stores/10,000 people

Greenmount East

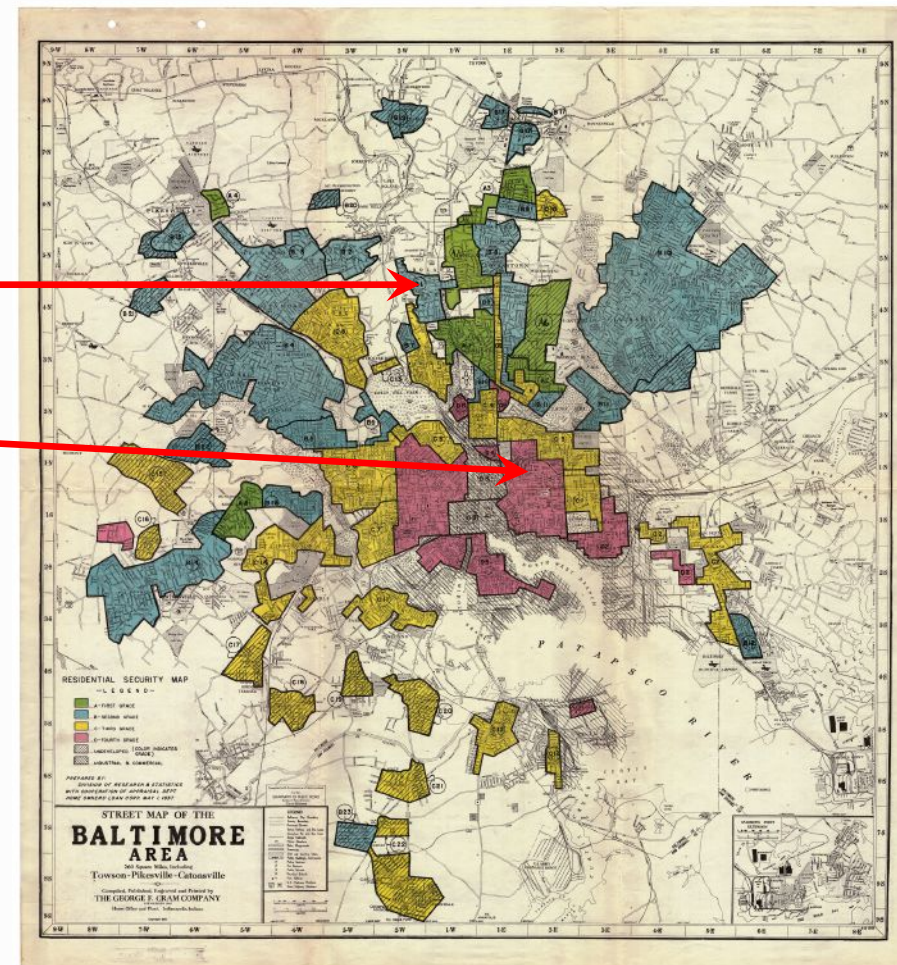
97% Black

Median Income: \$23k

7.3 liquor stores/10,000 people

Greenmount East

Roland Park



Map of Baltimore, MD (Home Owners' Loan Corporation, 1937)

**Violent crime increases
when neighborhoods have
a high density of places
that sell or serve alcohol**



CASE STUDY: Atlanta



Total alcohol outlets: 1,015

Off-premises outlets: 500

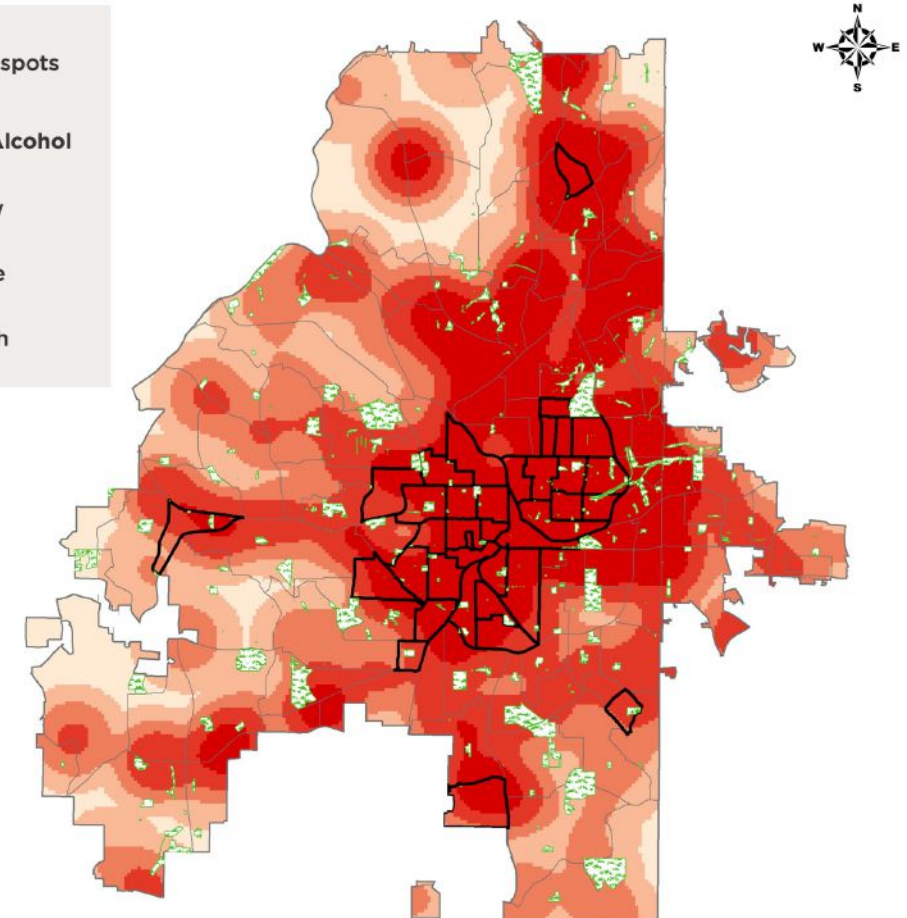
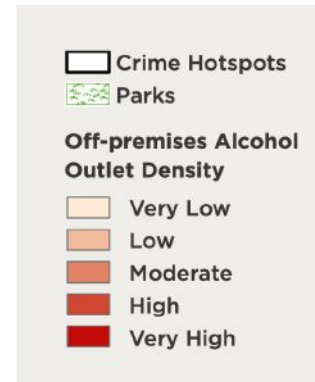
- 1 outlet per 996 people
- 15x more off-premises alcohol retailers than public libraries
- 26x more off-premises alcohol retailers than public high schools



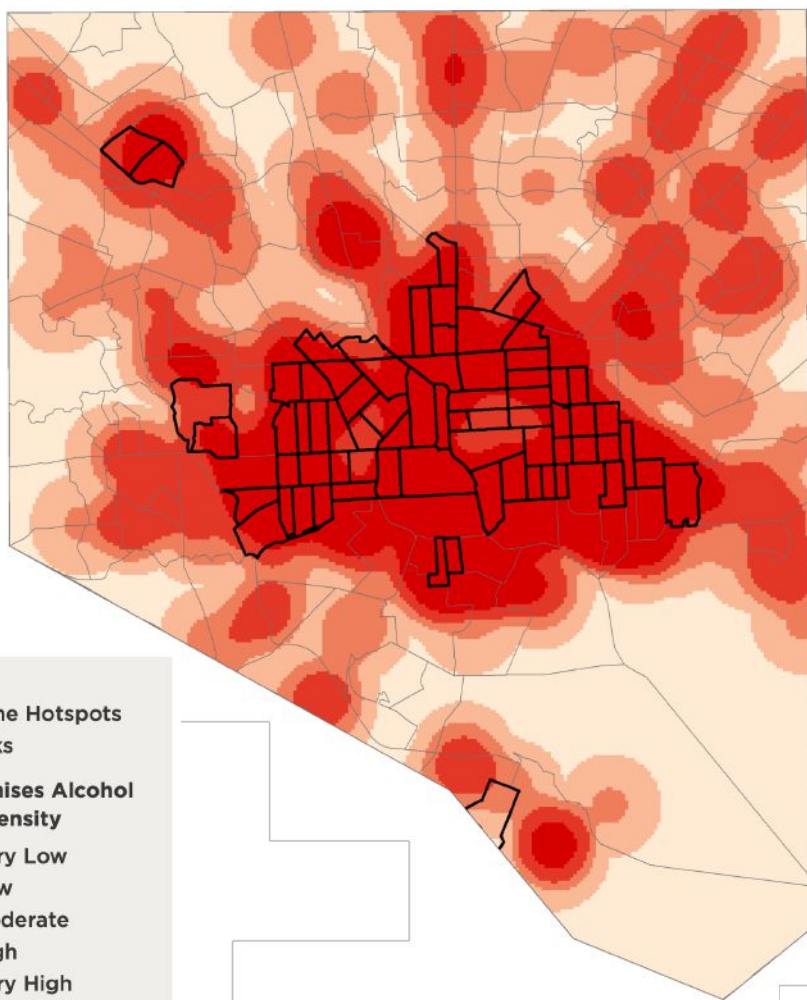
Estimated total alcohol-related violent crimes per 1000 people from 2016–2018: 14.59



Local licensing authority: Joint local/state licensing and regulatory powers



CASE STUDY: Baltimore



Total alcohol outlets: 1,209

Off-premises outlets: 646

- 1 outlet per 933 people
- 26x more off-premises alcohol retailers than public libraries
- 16x more off-premises alcohol retailers than public high schools



Estimated total alcohol-related violent crimes per 1000 people from 2016–2018: 36.81



Local licensing authority: Exclusive state licensing authority, concurrent local regulatory authority

The Policy Solution: Safer Alcohol Sales



Safer Alcohol Sales



AN INITIATIVE OF

the de Beaumont Foundation + Kaiser Permanente

Albuquerque	NO MEDAL	Los Angeles	NO MEDAL
Atlanta	GOLD	Louisville	NO MEDAL
Austin	NO MEDAL	Memphis	SILVER
Baltimore	NO MEDAL	Mesa	NO MEDAL
Boston	GOLD	Milwaukee	GOLD
Charlotte	NO MEDAL	Nashville	SILVER
Chicago	GOLD	New York	NO MEDAL
Columbus	NO MEDAL	Oklahoma City	NO MEDAL
Dallas	NO MEDAL	Philadelphia	NO MEDAL
Denver	GOLD	Phoenix	NO MEDAL
Detroit	NO MEDAL	Portland	NO MEDAL
El Paso	NO MEDAL	Sacramento	SILVER
Ft. Worth	NO MEDAL	San Antonio	NO MEDAL
Fresno	SILVER	San Diego	SILVER
Houston	NO MEDAL	San Francisco	SILVER
Indianapolis	NO MEDAL	San Jose	SILVER
Jacksonville	NO MEDAL	Seattle	NO MEDAL
Kansas City	GOLD	Tucson	NO MEDAL
Las Vegas	GOLD	Virginia Beach	NO MEDAL
Long Beach	SILVER	Washington, D.C.	GOLD

GOLD SILVER NO MEDAL

Safer Alcohol Sales: Local policy solutions that specify the number, density, and sales and service practices of alcohol outlets.

Benefits of Safer Alcohol Sales Policies

- **Makes communities safer:** Results in safer communities with fewer drinking-related crimes and injuries
- **Reduces excessive drinking:** Cost-effective ways to reduce excessive drinking by limiting the physical availability of alcohol
- **Reduces illegal drinking:** Effective strategies for reducing drinking among underage youth

What Cities Can Do

Many cities can regulate alcohol outlet density and service practices through **licensing authority, zoning, and/or nuisance powers**

Rules for alcohol outlets **can reduce excessive alcohol consumption and related harms**



Read the report at:
cityhealth.org

